


DRIVER 15W

LED 350mA - IN 110÷220V

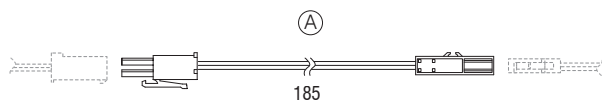
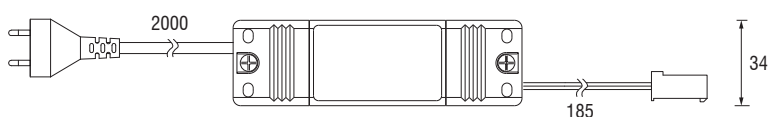
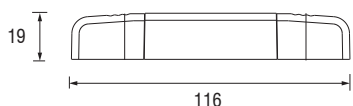
IT Driver per LED con cavo e spina - Tipo indipendente per uso interno, corrente di uscita costante 350mA; protetto contro il corto circuito e il sovraccarico.

EN LED driver with cable and plug - Independent type for internal use, constant exit current 350mA, protected against short circuit and overload.

DE LED-Konverter mit Kabel und Stecker - Unabhängige Konverter mit staendigem Ausgangsstrom 350mA, kurzschlussfest und ueberbelastungsgeschuetzt.

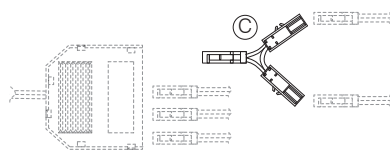
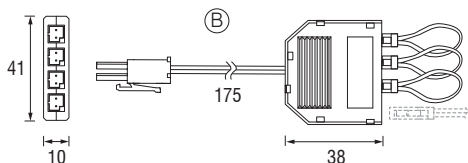


CE ENEC 05 cULus EMC VDE SELV



Fino a 4 lampade / Up to 4 lamps / bis zu 4 Lampen

Più di 5 lampade / More than 5 lamps / mehr als 5 Lampen



(A) Cavo per connessione singola
Single connection cable
Einzelverbindungskabel



(B) Distributore a 4 uscite
4-way distribution box
4-fach Verteiler



(C) Catenaria
Series twin socket plug
Serien Verteiler

Alimentatore - Driver - LED-Konverter				
V IN	Hz	mA	W	Codice - Part no. - Artikel-Nr.
220V	50...60Hz	350mA	1-15W	151Z10
110V	60Hz	350mA	1-10W	151Z10110
Accessori - Accessories - Zubehör				Codice - Part no. - Artikel-Nr.
(A)	Prolunga / Extension / Verlängerungskabel			6LC10005
(B)	4 uscite / 4 Way / 4-fach			1T3000
(C)	Catenaria / Series twin socket plug / Serien Verteiler			6LC10013

Imballo - Packaging - Verpackung		
Pcs	Kg	mm
1	0,146	20 x 50 x 170
1	0,146	20 x 50 x 170
Pcs	Kg	
1	0,004	
1	0,016	
1	0,003	

Dimensioni in millimetri (mm)
Dimensions in Millimeters (mm) - Dimensionen in Millimetern (mm)

Compatibile con prodotti LED 350mA
Compatible with 350mA LED products - Kompatibel mit 350mA LED Produkten

